



CHAMPIONSHIPS HUB

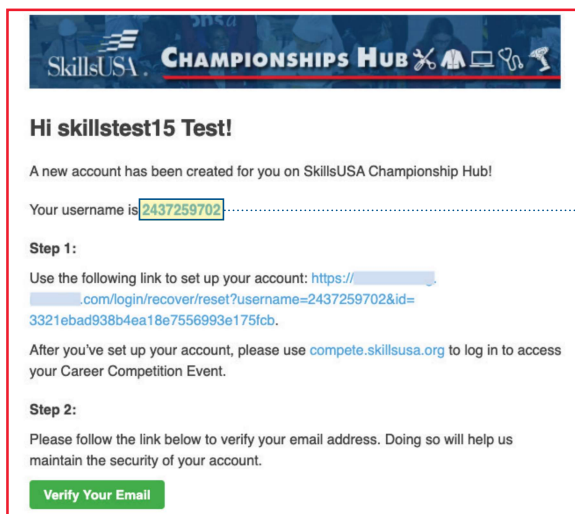


compete.skillsusa.org

Congratulations on your decision to compete in this year's State Leadership and Skills Conference! SkillsUSA's Championships Hub is your one stop shop for your career competition event.

Step 1: Check your email provided during registration for an email from "SkillsUSA."

Unsure of which email was provided? Ask your advisor.

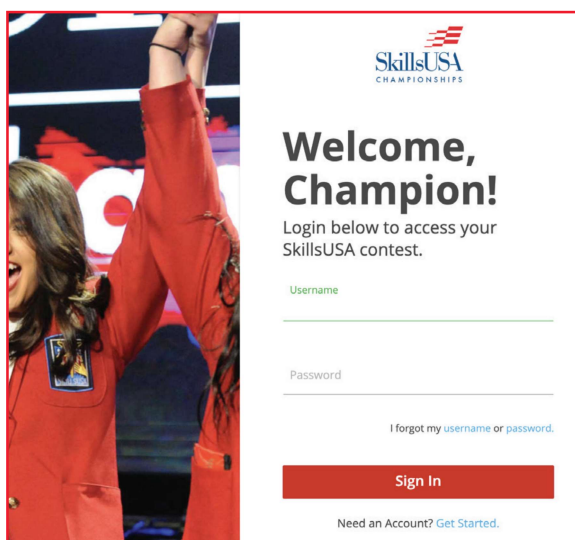


Step 2: Once you've located the email, note your username and follow the steps outlined in the email.

Create your password

Verify your email address


Step 3: Access your SkillsUSA Career Competition Event(s) by visiting compete.skillsusa.org.



Step 4: Login using the username provided in the initial email paired with the password you created.

Step 5: Once in, you'll find an orientation tile and a tile for each career competition event you are registered in.

Start by going through the orientation – you can do this before your career competition event begins.



Note: Some career competition events may not be ready yet, those will be grayed out until the time you are able to access them.

Frequently Asked Questions

Didn't receive an email?

Check your spam and junk mail and if using a school email, ensure your school district has whitelisted the following domains:

- nextthought.com
- alerts.nextthought.com
- skillsusa.org
- skillsusalms.org

If you're unsuccessful at retrieving the email, please contact SkillsUSA's Customer Care Team by phone at 844-875-4557 or email customer care@skillsusa.org to have your email address changed.

Don't see the career competition you registered for?

Have your SkillsUSA advisor contact your state office. The Customer Care Team cannot assist with enrolling you in the proper career competition events.